


















BIEGELEISTUNGEN - BENDING CAPACITY - CAPACITES DE CINTRAGE - CAPACIDAD DE CURVADO

	PROFILE SECTION PROFILE PERFIL	MASSE SIZE MESURES MEDIDAS		Min. Ø int. Min. dia. int. Dia. int. min.		WALZEN ROLLER GALETS RODILLOS
		mm	inch	mm	inch	
1		20 x 5 60 x 10	$3/4 \times 3/16$ $2\ 1/2 \times 3/8$	300 500	12 20	○
2		50 x 10 100 x 15	$2 \times 3/8$ $5 \times 5/8$	300 400	12 16	○ ●
3		15 35	$5/8$ $1\ 3/8$	250 600	10 24	○
4		15 35	$5/8$ $1\ 3/8$	250 600	10 24	*
5		25 x 25 x 4 50 x 50 x 6	$1 \times 1 \times 1/8$ $2 \times 2 \times 1/4$	350 500	14 20	*
6		25 x 25 x 4 50 x 50 x 6	$1 \times 1 \times 1/8$ $2 \times 2 \times 1/4$	350 600	14 24	*
7		20 x 20 x 3 60 x 60 x 7	$3/4 \times 3/4 \times 1/8$ $2\ 1/4 \times 2\ 1/4 \times 1/4$	350 800	14 32	○
8		30 x 30 x 4 60 x 60 x 6	$1\ 1/4 \times 1\ 1/4 \times 1/8$ $2\ 1/4 \times 2\ 1/4 \times 1/4$	350 600	14 24	○
9		30 x 15 x 4 80 x 45 x 6	$1\ 1/4 \times 5/8 \times 1/4$ $3\ 1/4 \times 1\ 3/4 \times 1/4$	300 600	12 24	○
10		30 x 15 x 4 80 x 45 x 6	$1\ 1/4 \times 5/8 \times 1/8$ $3\ 1/4 \times 1\ 3/4 \times 1/4$	350 800	14 32	○
11		30 x 15 x 4 60 x 30 x 6	$1\ 1/4 \times 5/8 \times 1/8$ $2\ 1/4 \times 1\ 1/4 \times 1/4$	600 1000	24 40	○
12		10 35	$3/8$ $1\ 3/8$	250 500	10 20	*
13		1/2" GAS 2" GAS 70 x 1,5	$3/4$ $2\ 1/4$ $2\ 3/4 \times 1\ 1/16$	250 1000 1500	10 40 60	*
14		20 x 15 x 2 60 x 40 x 3	$3/4 \times 5/8 \times 1/16$ $2\ 1/4 \times 1\ 1/4 \times 1/8$	250 1400	10 56	○ ●
15		20 x 20 x 2 50 x 50 x 3	$3/4 \times 3/4 \times 1/16$ $2 \times 2 \times 1/8$	250 1400	10 56	○ ●
16		30 x 15 x 2 80 x 30 x 3	$1\ 1/4 \times 5/8 \times 1/16$ $3\ 1/4 \times 1\ 1/4 \times 1/8$	300 1500	12 60	○ *
17		38 50	$1\ 1/2$ 2	600 800	24 32	*